



US00D449645B1

(12) **United States Design Patent**
Gung

(10) **Patent No.:** **US D449,645 S**

(45) **Date of Patent:** **** Oct. 23, 2001**

(54) **BINDER SYSTEM**

6,079,528 * 6/2000 Moor 190/126

(75) **Inventor:** **Chi-Cheng Gung**, Stafford, TX (US)

* cited by examiner

(73) **Assignee:** **Apego, Inc.**, Stafford, TX (US)

Primary Examiner—Paula A. Mortimer

(74) *Attorney, Agent, or Firm*—Michael S. Neustel

(**) **Term:** **14 Years**

(57) **CLAIM**

(21) **Appl. No.:** **29/137,122**

The ornamental design for a binder system, as shown in the above figures and described.

(22) **Filed:** **Feb. 12, 2001**

DESCRIPTION

(51) **LOC (7) Cl.** **19-04**

(52) **U.S. Cl.** **D19/26**

(58) **Field of Search** D19/26, 27, 32,
D19/33; D6/634; D3/303, 900; 190/127,
126, 901; 206/424; 383/38; 229/72; 281/31;
402/79, 80 R

FIG. 1 is an upper perspective view of a binder system showing my new design;

FIG. 2 is a top view of the binder system showing my new design;

FIG. 3 is a bottom view of the binder system showing my new design;

FIG. 4 is a right side view of the binder system showing my new design;

FIG. 5 is a left side view of the binder system showing my new design;

FIG. 6 is a bottom end view of the binder system showing my new design; and,


FIG. 7 is a top end view of the binder system showing my new design.

(56) **References Cited**

U.S. PATENT DOCUMENTS

D. 383,492	*	9/1997	Siemon	D19/26
D. 412,936	*	8/1999	Hodes	D19/26
D. 424,105	*	5/2000	Platte, III	D19/27
D. 424,804	*	5/2000	Isaacson	D3/303
D. 435,863	*	1/2001	Eskandry	D19/27
2,018,551	*	10/1935	Freling	206/424
2,581,763	*	1/1952	Hickler	190/901

1 Claim, 5 Drawing Sheets



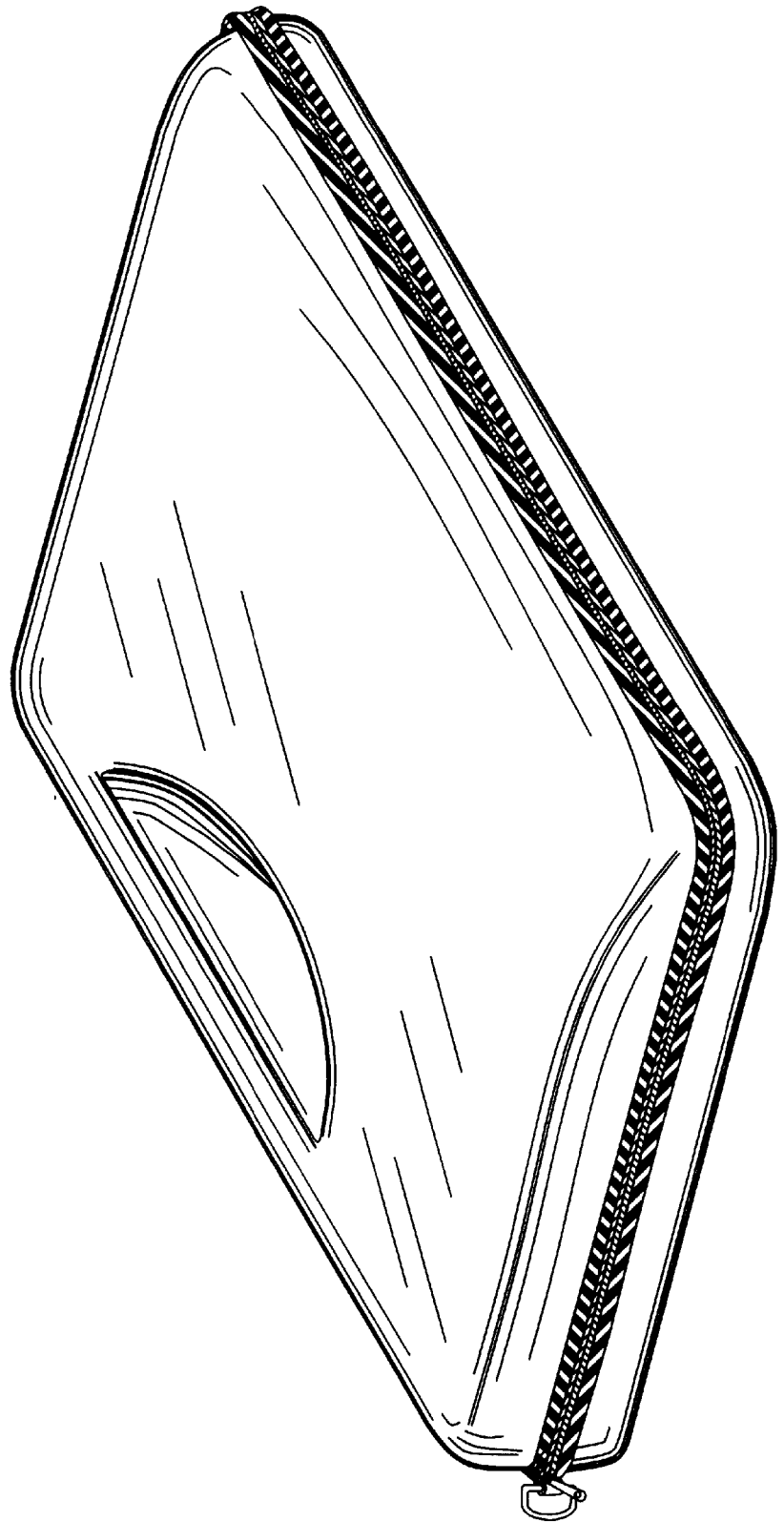


FIG. 1




FIG. 2




FIG. 3

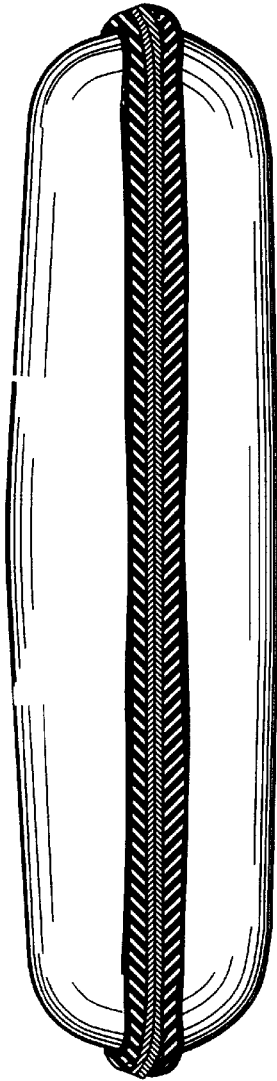


FIG. 4

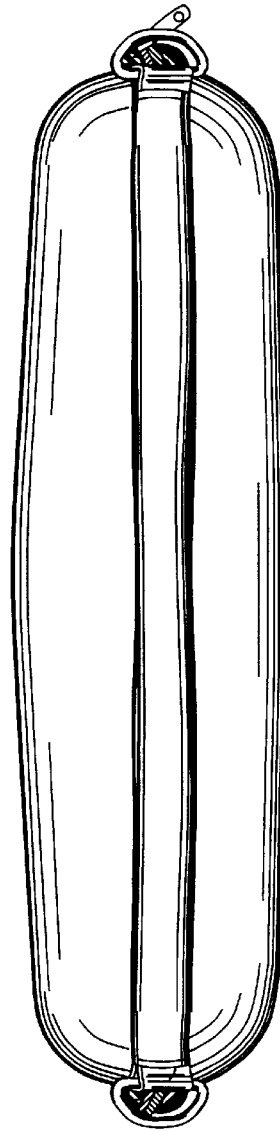


FIG. 5

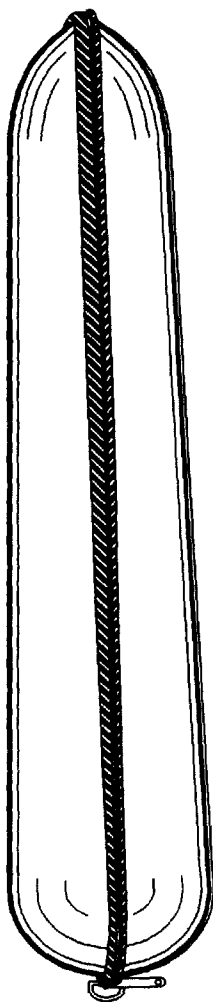


FIG. 6




FIG. 7